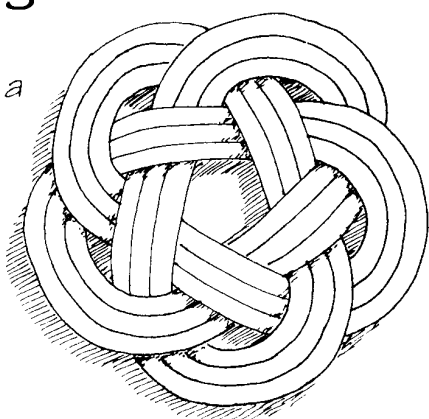
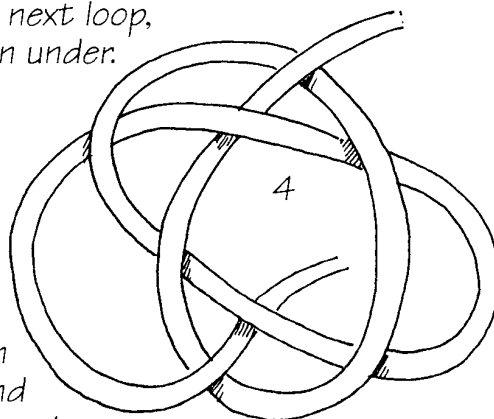


# Five-ring Mat

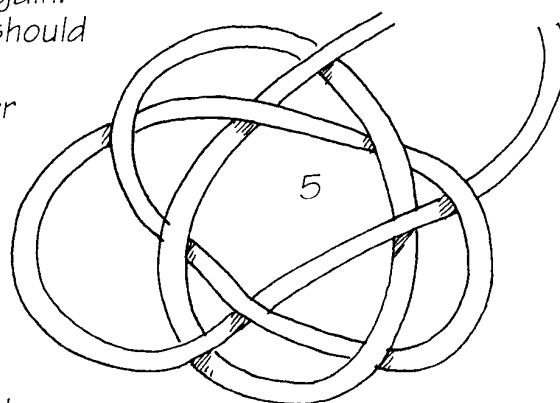
This is really a series of Turk's Head knots. Make it with cord about 5 mm thick.



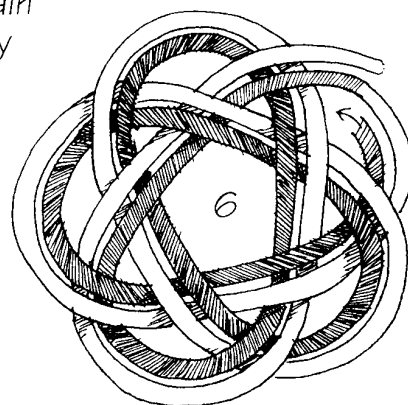
4 Still going anti-clockwise, go over the next loop, then under.



5 Then over and under again. Now it should all hold together a bit better.



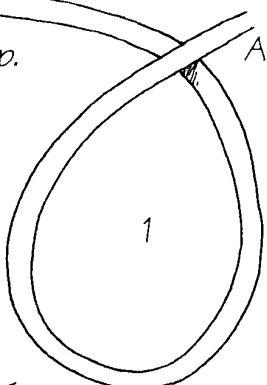
6 Even out the loops, then take the end right through the knot again doing exactly the same unders and overs.



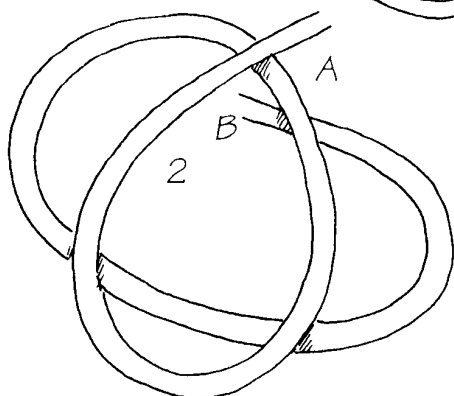
7 Follow the second cord through again and you have a three-lead mat.

8 Tighten the loops by easing the cord through. Then cut ends so they are neatly hidden on the underside of the mat, and either sew or glue them in place.

1 Start with a loop.



2 Using end B, make another loop under the first. Hold both loops in position.



3 Take end B over the top cord, then under the second loop. It's all a bit wobbly still, so hold it carefully.

